



How to Join as a New Member

Getting started

Step 1: Go to sls.com.au/join and answer the question below:

Have you or the person you are signing up on behalf of (e.g. your child) ever been a member of a surf life saving organisation?

NO

Find your nearest surf club and join now as a new member, simply click the join button below

JOIN

[View user guide](#)

YES

We likely have your details already, retrieve your login or create a new account. Simply click the account button below

CREATE/RETRIEVE ACCOUNT

[View user guide](#)

Step 2: Click on the answer that is applicable to you, and you will be directed to the appropriate next step.

If you have answered **No** – Please follow the instructions immediately below.

If you have answered **Yes** – Please refer to the instructions for [How to Re-join After a Period of Absence](#).

Step 3. Select the entity 'Surf Life Saving Club' in response to the question 'Which service would you like to join?'. You must then select Frankston Life Saving Club from the drop down options and confirm whether you're wanting to join as an individual or a family. Click Next.

Which service would you like to join?

I would like to join

- Surf Life Saving Club
- Other SLSA Organisation

The club I want to join is

Test Vic Club

I want to join

An individual

Important note: The contact details of our club will appear on the right-hand side of the screen, as you can see in the image above. If you selected the option to join as a family, you will see an additional field to give your family group a name.

Step 4. You will now be asked for some personal details – First name, surname, date of birth and gender. If you are joining as a family, the personal details provided here will be for the primary member of this group, and that person must be 18 years old or over.

Note: You can provide the details of all others in your family group by clicking Add Family Member.

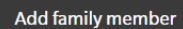
Personal details

First Name	Surname	Date Of Birth	Gender
<input type="text" value="Example"/>	<input type="text" value="Example"/>	<input type="text" value="01/01/2000"/>	<input type="text" value="Male"/>

This member will be the primary member of this family group. Note, the primary contact must be 18 years old & over.

Family

First Name	Surname	Date Of Birth	Gender	Relationship to Primary Contact
<input type="text"/>	<input type="text"/>	<input type="text" value="DD/MM/YYYY"/>	<input type="text" value="Select gender"/>	<input type="text" value="Select relationship"/>

 Add family member

 Previous

 Next

Once complete, click Next.

Important note: If the system detects that you are already an active member of a Club, you will see the message below and will be redirected to the Members Area to either update your membership details or transfer / join another club. You can access the Members Area here: members.sls.com.au

Our checks have detected that you are already an active member of a Surf Club or a Commercial Academy.

Because of this you need to go straight to the **Members Area** and create an account. From there you can change your membership details or transfer / join another club.

If you are still having issues, please contact the club or entity you are trying to join - you can obtain contact details below or at https://sls.com.au/club_directory

Step 5. If the system does not already hold your details, a general Contact Details page will appear, and you will be required to provide your email address, mobile number, home address and Emergency Contacts. If you are joining as a family, the contact details requested here will be for the primary contact only.

Once completed, click Next.

Step 6. You will be taken to the Summary page where you can see all details entered. Here you will be asked to create your Members Area account username and password, and you will be required to acknowledge and agree to the declaration statements.

SLSA Membership application and declaration

- I have read, understood, acknowledge and agree to the declaration including the warning, exclusion of liability, release and indemnity. I acknowledge that if my application for membership is successful I will be entitled to all benefits, advantages, privileges and services of SLSA membership.
- I have read, understand, acknowledge and agree to the declaration and application and conditions of membership. I warrant that all information provided is correct.

Previous

Next

If you are joining as a family, there will be one additional declaration that you must agree to as the parent or guardian of your family group.

SLSA Membership application and declaration

- I have read, understood, acknowledge and agree to the declaration including the warning, exclusion of liability, release and indemnity. I acknowledge that if my application for membership is successful I will be entitled to all benefits, advantages, privileges and services of SLSA membership.

I, am the parent or guardian of the applicant.

- I authorise and consent to the applicant undertaking the SLS Activities. In consideration of the applicant's membership being accepted I expressly agree to be responsible for the applicant's behaviour and agree to personally accept in my capacity as a parent or guardian the terms set out in this membership application and declaration including the provision by me of a release and indemnity in the terms set out above. In addition I agree to be bound by and to comply with the SLSA constitution and any regulations and policies made under it.

- I have read, understand, acknowledge and agree to the declaration and application and conditions of membership. I warrant that all information provided is correct.

Previous

Next

Click Next.

Step 7. You will see confirmation that your application has successfully been submitted, and you are now required to make a payment. Click Make a Payment to be taken to the next step.

Your application for membership has been submitted to Test Vic Club

Please make your membership fee payment by clicking the 'Make Payment' button below.

The application needs to be approved before you become a member and you must fulfill all of the Terms and Conditions of the membership process required by SLSA and the Club.

MAKE A PAYMENT

Making a payment

Step 1. You must make a payment to complete your membership application. Please be aware that not all Clubs use the SLSA Payment Gateway, so you will need to contact the Club directly to make the payment where that is the case. It will be clear for you as to which Clubs are included when you enter the name of the Club into the Club/Organisation field, pictured below.


Please enter your payment details below. Fields marked with an asterisk (*) are mandatory.

* Club/Organisation

 Start typing to get a list of possible matches


Step 2. Once you have selected Frankston Life Saving Club you will see a list of our membership fees. You need to select Membership fee from the drop-down options for **Transaction Type** and then complete all mandatory fields on the page, noting that you can include more than one transaction at a time.

Transaction 1

* Transaction Type 

* Payment Details Complete Name/Meaningful Payment details

* Amount GST Inc. (Sdd.cc)

 [Add another Transaction](#)


Total \$0.00 AUD

Payer's Details

* Payer's Name

* Contact Details Phone Number or Address

Receipt Email Address

 **NEXT**

Once completed, click Next.

Step 3. Follow the prompts to provide credit card details and complete the payment.

Approvals for both new and returning members

When you have submitted an application form and paid the Club's fee, your application will be considered by the Club. Membership is not automatic.

If there is a delay or you need to ask a question about your membership application, please directly contact the Club or Organisation that you applied to join.

Further Tips

I have moved away from the membership confirmation window and missed the step to pay for memberships. How do I pay?

Go to pay.slsa.com.au and make your payment. As you have gone straight to the payment screen you will have to type the name of the Club you wish to pay into Club/Organisation field. It's very important that you add all names that you are paying for in the 'Complete name/Meaningful Payment Details' section, as this is how the Club will track the payment to your membership.

How can I get further support with this process?

If you need further assistance to join a life saving Club or encounter any 'error' messages, please visit help.sls.com.au to speak to the IT Helpdesk team.